

# MANUAL PARK RELEASE — 8-SPEED TRANSMISSION

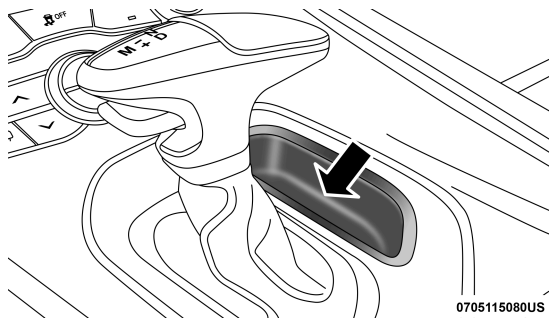
**DANGER**

Always secure your vehicle by fully applying the parking brake before activating the Manual Park Release. In addition, you should be seated in the driver's seat with your foot firmly on the brake pedal when activating the Manual Park Release. Activating the Manual Park Release will allow your vehicle to roll away if it is not secured by the parking brake, or by proper connection to a tow vehicle. Activating the Manual Park Release on an unsecured vehicle could lead to serious injury or death for those in or around the vehicle.

In order to move the vehicle in cases where the transmission will not shift out of PARK (such as a dead battery), a Manual Park Release is available.

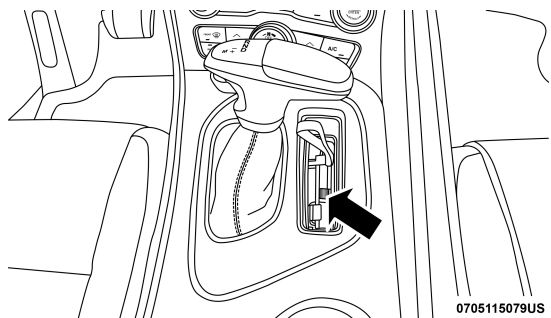
Follow these steps to use the Manual Park Release:

- 1. Firmly apply the parking brake.
- 2. Remove the console storage bin to access the Manual Park Release lever.



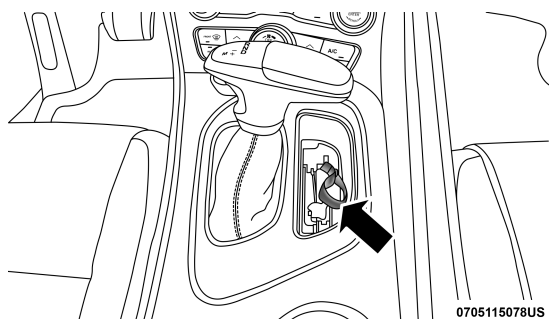
Console Storage Bin

- 3. Using a small screwdriver or similar tool, fish the tether strap up through the opening in the console base.
- 4. Press and maintain firm pressure on the brake pedal.
- 5. Insert the screwdriver into the slot in the center of the lever, and disengage the lever locking tab by pushing it to the right.



Locking Tab

- 6. While holding the locking tab in the disengaged position, pull the tether strap to rotate the lever up and rearward until it locks in place in the vertical position. The vehicle is now out of PARK and can be moved. Release the parking brake only when the vehicle is securely connected to a tow vehicle.



Tether Strap

**To Reset The Manual Park Release:**

- 1. Push the latch (at the base of the lever, on the rear side) rearward (away from the lever) to unlatch the lever.
- 2. Rotate the Manual Park Release lever forward and down, to its original position, until the locking tab snaps into place to secure the lever.
- 3. Pull up gently on the tether strap to confirm that the lever is locked in its stowed position.
- 4. Tuck the tether strap into the base of the console. Reinstall the console storage bin.

Parent topic: [IN CASE OF EMERGENCY](#)